




Ashchurch Primary School (URN: 115500)




Key stage 2 results over 3 years

This is revised data for 2017/18.




Progress in reading

	2016	2017	2018
Number of pupils	14	16	17
Pupils with adjusted scores	N/A	N/A	0
School progress score	5.80	3.93	2.00
Confidence interval	2.5 to 9.1	0.8 to 7.0	-0.8 to 4.8
Progress banding	 Well above average	 Well above average	 Average
Local authority average	0.58	0.83	0.21
National average	0.00	0.00	0.03

Progress in writing

	2016	2017	2018
Number of pupils	14	16	17
Pupils with adjusted scores	N/A	N/A	0
School progress score	-1.44	1.06	-0.71
Confidence interval	-4.7 to 1.9	-1.9 to 4.1	-3.4 to 2.0
Progress banding	 Average	 Average	 Average
Local authority average	-1.17	-0.38	-0.17
National average	0.00	0.00	0.03

Progress in maths

	2016	2017	2018
Number of pupils	14	16	17
Pupils with adjusted scores	N/A	N/A	0
School progress score	3.21	5.10	2.36
Confidence interval	0.4 to 6.0	2.3 to 7.9	-0.2 to 5.0
Progress banding	 Well above average	 Well above average	 Average
Local authority average	-0.37	0.08	-0.36
National average	0.00	0.00	0.03

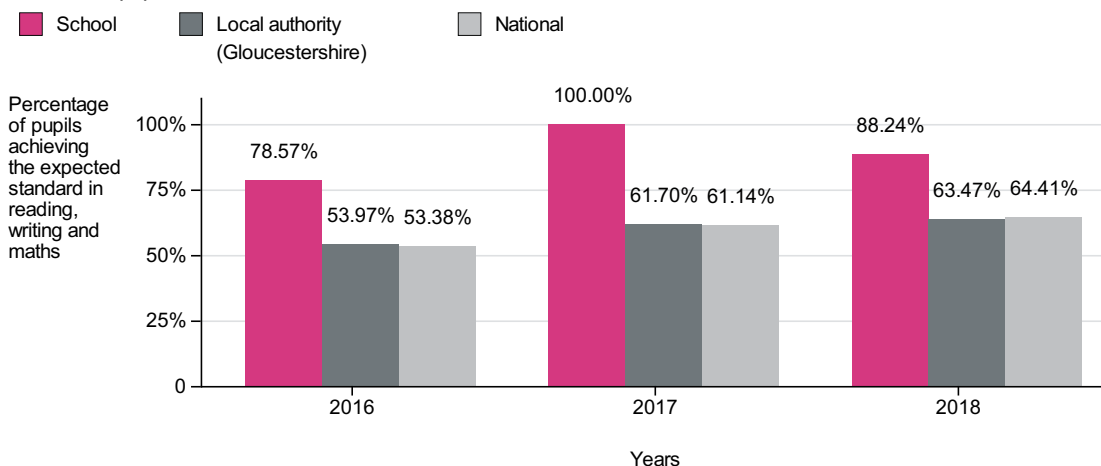
Reading, writing and maths combined

Percentage of pupils achieving the expected standard or higher

Number of pupils in 2016 = 14

Number of pupils in 2017 = 16

Number of pupils in 2018 = 17

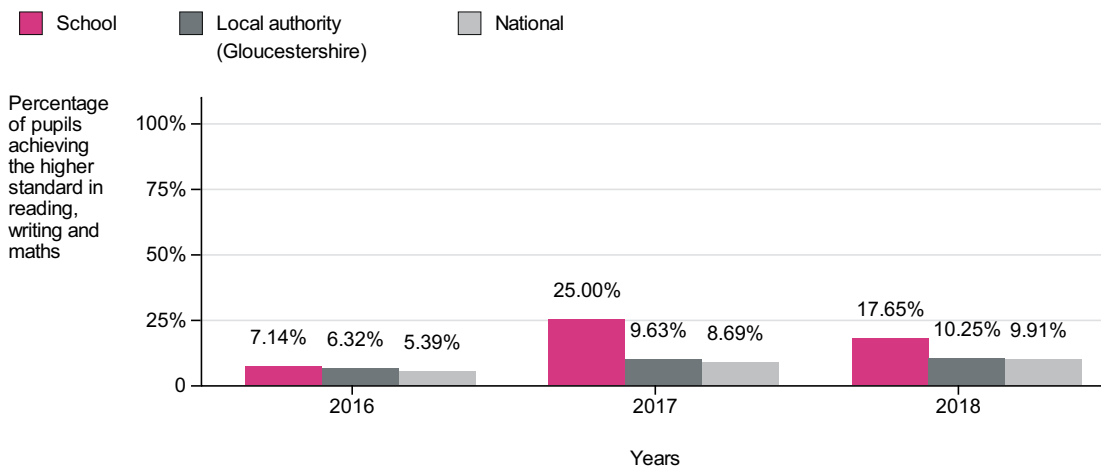


Percentage of pupils achieving the higher standard

Number of pupils in 2016 = 14

Number of pupils in 2017 = 16

Number of pupils in 2018 = 17



Average scaled scores in:

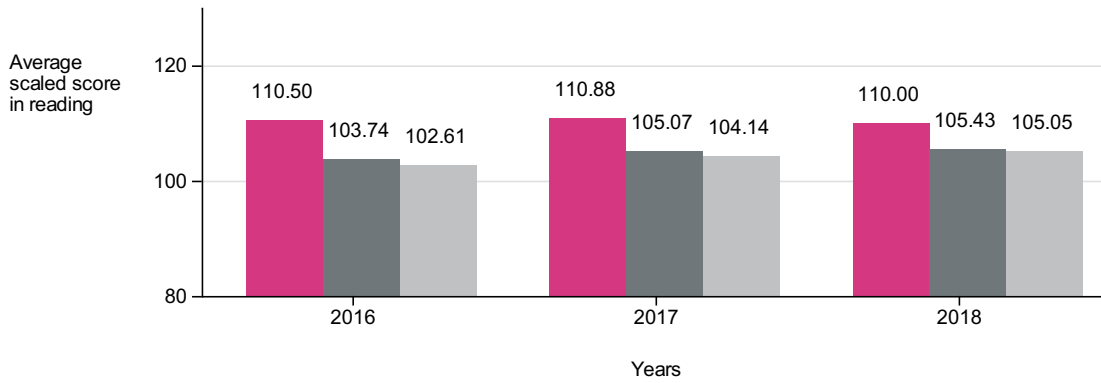
Reading

Number of pupils in 2016 = 14

Number of pupils in 2017 = 16

Number of pupils in 2018 = 17

■ School ■ Local authority (Gloucestershire) ■ National



Maths

Number of pupils in 2016 = 14

Number of pupils in 2017 = 16

Number of pupils in 2018 = 17

■ School ■ Local authority (Gloucestershire) ■ National

